
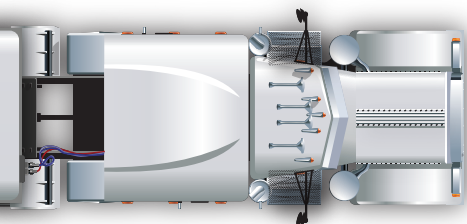


Steering Clear of the




DANGER ZONE

The 6 Things You Need to Know


WIDE TURNS

Trucks turn wide. They start farther left and look like they are going straight.



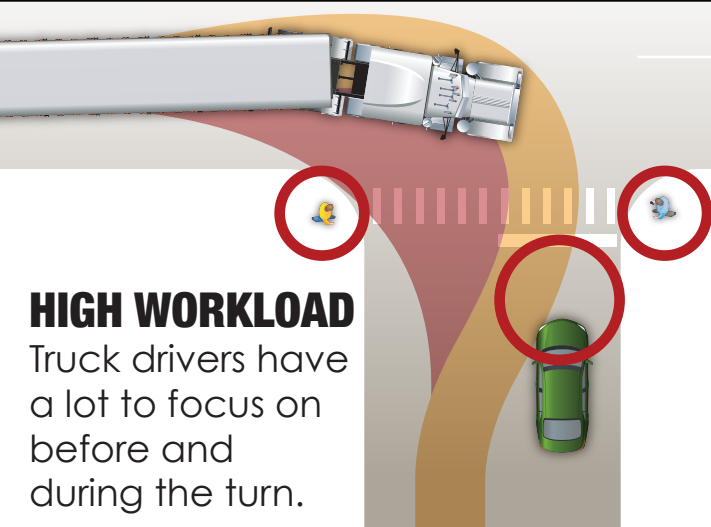
BLIND SPOTS

Trucks have huge blind spots beside, in front and behind them. If you are in one, the driver can't see you. The blind spot moves with the cab.



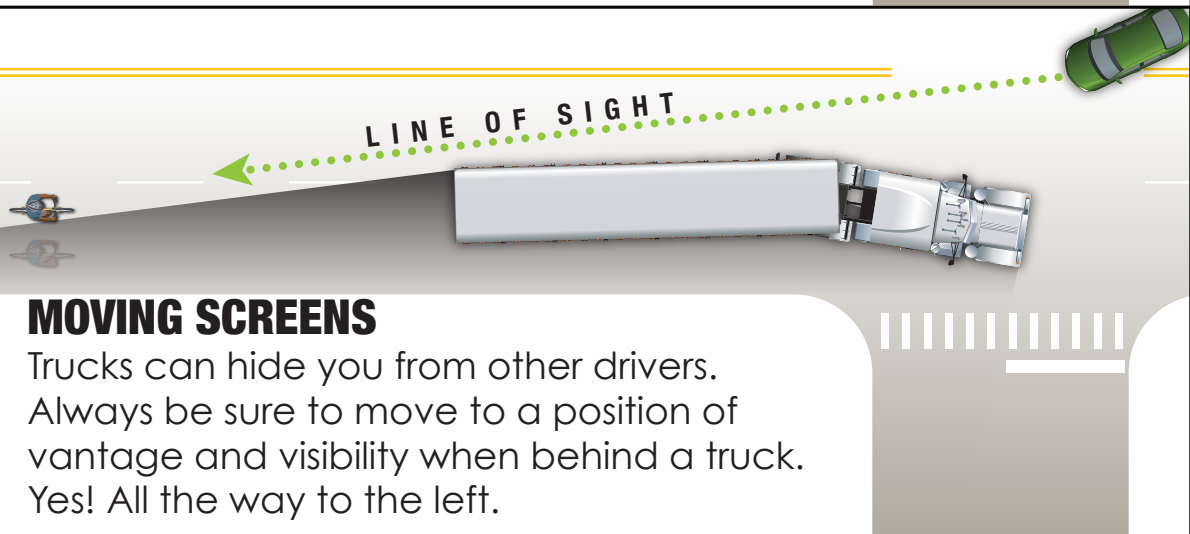
HIGH WORKLOAD

Truck drivers have a lot to focus on before and during the turn.



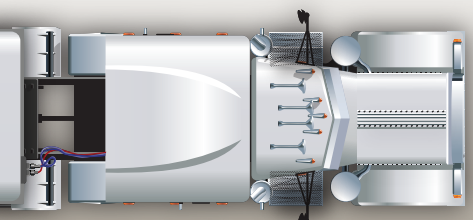
MOVING SCREENS

Trucks can hide you from other drivers. Always be sure to move to a position of vantage and visibility when behind a truck. Yes! All the way to the left.



When Approaching a Slow or Stopped Truck


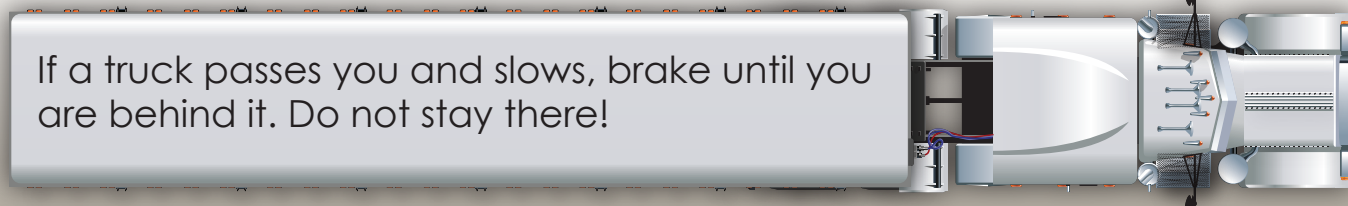
If you see a slow or stopped truck ahead, do not pass it on the right. Do not pull up to the right of a truck at a red light.



DON'T GO THERE

When a Truck Passes You

If a truck passes you and slows, brake until you are behind it. Do not stay there!



DON'T STAY THERE

No one is infallible.

Truck drivers should scan vigilantly before turning, especially when operating around bike lanes. But as you can see, they have a lot to manage.

Let's help each other out.

Our system works because we cooperate and compensate for each other's mistakes. It only takes one person to prevent a crash regardless of who would be to blame. Let it be you.



CyclingSavvy.org

 /cyclingsavvy.org

 @CyclingSavvy

 /company/abeabike

CyclingSavvy is a program of the American Bicycling Education Association, a not-for-profit, tax-exempt corporation. Contributions are tax deductible to the fullest extent allowed by law. All proceeds benefit ABEA programs.